

PERCEPTUAL QUALITY ASSESSMENT OF 3D SYNTHESIZED IMAGES

Muhammad Shahid Farid^{*†}, Maurizio Lucenteforte[†], Marco Grangetto[†]

[†]Dipartimento di Informatica, Università degli Studi di Torino, Torino, Italy

^{*}College of Information Technology, University of the Punjab, Lahore, Pakistan

ABSTRACT

Multiview video plus depth (MVD) is the most popular 3D video format where the texture images contain the color information and the depth maps represent the geometry of the scene. The depth maps are exploited to obtain intermediate views to enable 3D-TV and free-viewpoint applications using the depth image based rendering (DIBR) techniques. DIBR is used to get an estimate of the intermediate views but has to cope with depth errors, occlusions, imprecise camera parameters, re-interpolation, to mention a few issues. Therefore, being able to evaluate the true perceptual quality of synthesized images is of paramount importance for a high quality 3D experience. In this paper, we present a novel algorithm to assess the quality of the synthesized images in the absence of the corresponding references. The algorithm uses the original views from which the virtual image is generated to estimate the distortion induced by the DIBR process. In particular, a block-based perceptual feature matching based on signal phase congruency metric is devised to estimate the synthesis distortion. The experiments worked out on standard DIBR synthesized database show that the proposed algorithm achieves high correlation with the subjective ratings and outperforms the existing 3D quality assessment algorithms.

Index Terms— Quality assessment, depth image based rendering, view synthesis, Free-viewpoint TV

1. INTRODUCTION

Two slightly different views are projected simultaneously in 3D television (3DTV), each filtered to the respective eye to achieve depth sensation. The recent 3D video applications e.g., free-viewpoint television (FTV) [1] can provide smooth horizontal parallax by presenting a different set of views to the viewer depending on his position. Multiview video plus depth (MVD) format [2] has been adopted by the Moving Picture Experts Group (MPEG) for 3DTV and future FTV technologies [3]. MVD, in addition to texture images, provides per pixel depth values of the color image which allows the generation of novel views by using depth image based rendering (DIBR) technique [4–8]. The depth maps are noisy and imperfect as they are usually estimated using stereo matching algorithms. When used in DIBR, they may introduce various

textural and structural distortions in the virtual image [9–11].

Quality assessment of synthesized images is an important task in 3DTV framework. Rendered images suffer from different types of artifacts, and the conventional 2D image quality assessment (2D-IQA) algorithms are found to be inappropriate [12, 13]. The problem becomes even more challenging in absence of the reference images corresponding to the virtually generated views. Indeed in many practical cases, it is unpractical to shoot, compress and deliver the set of different views required by a modern immersive display: in such a case many of the images that will be viewed do not have a correspondent reference (ground truth).

Unfortunately, most existing quality assessment algorithms for synthesized image are full reference. Therefore, the quality DIBR-synthesized views must be evaluated in the absence of the corresponding reference views is momentous for a satisfactory quality of experience (QoE). In this paper, we propose a novel algorithm to estimate the quality of the DIBR synthesized images with the following characteristics:

- The quality of the synthesized image is estimated using only the left and (or) the right views from which the virtual view is generated. Thus the proposed algorithm can work when the original reference of the picture under evaluation is not available;
- Signal phase congruency [14] is exploited to devise a quality metric that targets 3D distortion artifacts affecting in particular edges, lines and corners that are considered as important perceptual features;
- The proposed metric yields very high correlation with subjective scores when evaluated on standard DIBR image database.

The rest of the paper is organized as follows: in Sect. 2 the related work is briefly presented; the proposed quality metric is described in Sect. 3, followed by experimental evaluation in Sect. 4. The conclusions are drawn in Sect. 5.

2. RELATED WORK

Due to the increasing popularity of 3DTV, in the recent years a number of algorithms to objectively assess the quality of

the synthesized and stereoscopic images have been proposed. Most of these metrics extend the conventional 2D-IQA algorithms to 3D data. Bosc et al. [15] proposed to compare the edges of the synthesized and the original images to estimate the quality of the DIBR synthesized image. This metric however, is limited to structural distortion and does not consider the color distortion in evaluating the image quality. Perceptual quality metric (PQM) [16] estimates the quality of the synthesized video from the luminance and contrast distortions. The CSED algorithm [17] compares the synthesized and the reference images to estimate the color distortion from the hole regions and structural distortion from the edge sharpness of the reference and virtual images. The algorithm in [18] uses the Hausdorff distance to estimate the structural distortion in the synthesized image and combines it with SSIM score to obtain the final quality score. 3VQM metric [19] estimates the ideal depth map and compares it with the given depth map to estimate the temporal and spatial variations, which are used to estimate the quality of the synthesized video. The 3DSwIM algorithm [20] compares the statistical features of wavelet subbands of the synthesized and the reference images to estimate the quality. Moreover, based on the assumption that viewers are more sensitive to distortion around human silhouettes, in [20] a skin detector is used as an approximate attention model.

The 3D-IQA algorithm proposed in [21] estimates the contrast and luminance distortions by comparing the high spatial frequency regions of the reference and distorted stereopair images. Synthesized image quality evaluator (SIQE) [22], a reduced-reference 3D-IQA, exploits the cyclopean eye theory and divisive normalization to estimate statistical characteristics of the synthesized image and the cyclopean image which are compared to predict the quality of virtual image. View synthesis quality assessment (VSQA) algorithm [23] combines SSIM with a weighting map which is computed from the contrast, orientation and texture maps of the reference and the synthesized images. A blind quality assessment algorithm to assess the compression distortion in the depth maps is proposed in [24]. A morphological wavelet based peak signal-to-noise ratio measure (MW-PSNR) is proposed in [25] which estimates the structural distortion in the synthesized image to assess its quality. A similar multi-scale quality metric based on morphological pyramids is proposed in [26].

3. PROPOSED PERCEPTUAL QUALITY ASSESSMENT METRIC FOR SYNTHESIZED IMAGES

Depth image based rendering (DIBR) is used to generate images at novel viewpoints in multiview video plus depth (MVD) format. DIBR obtains novel views by warping the nearest available pair of images to the virtual viewpoint with the help of the corresponding depth maps. As described in the previous section, the depth maps being noisy and inaccurate

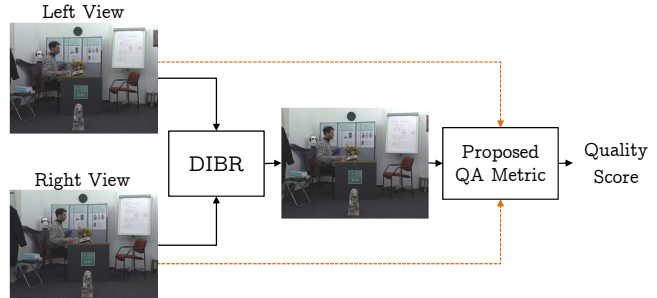


Fig. 1. Block diagram of proposed synthesized image quality assessment algorithm (depth maps are not shown to keep the figure simple).

introduce various types of structural and textural distortions in the synthesized image. Evaluating the quality of the synthesized images is an important activity in 3DTV framework, and it becomes a challenging task when the corresponding reference views are unavailable. The proposed quality assessment algorithm estimates the quality of the synthesized image from the left and (or) the right views from which the virtual view is generated. It can thus be considered a reduced-reference method since the original reference of the picture under evaluation is not available. Fig. 1 shows the block diagram of the proposed algorithm for two view based DIBR.

The proposed ‘DIBR-Synthesized image Quality Metric (DSQM)’ is a block-based algorithm that works in three steps. In the first step, it divides the left and right view images into smaller blocks. The matching blocks in the synthesized image are found either by using the disparity information or detected through registration techniques in case the disparity information is unavailable. In the second step, the perceptual features of the two corresponding blocks are calculated. In the final step, these perceptual features are compared to estimate the distortion in the synthesized blocks; the overall quality of the synthesized image is estimated averaging the results obtained on all blocks.

3.1. Image block matching

A typical DIBR algorithm uses one or two camera views with corresponding depth maps to estimate the image at a virtual viewpoint. To keep the discussion simple, without the loss of generality we assume a 1D parallel camera setup where I_r and I_l are the original right and left camera views and I_v is a virtual view obtained by using DIBR which is subject to quality evaluation. Let the size of all the images be $M \times N$.

To estimate the quality of the synthesized image, the proposed algorithm uses I_r and I_l as reference images. In the rest of the paper, we refer the left and the right view image as ‘input image’ and the DIBR image as the ‘synthesized image’. In the first step, the proposed algorithm divides the input images into small blocks of size $m \times n$, and the corre-




Fig. 2. Block matching and target search area optimization: An input image (left) and its DIBR synthesized image (right). A block p in the input image and its corresponding matching block q in the synthesized image are shown in red color. The green color rectangle represents the target search area for block p in the synthesized image.

spondence of these blocks in the synthesized image is established. Let p be a block in the right input image I_r which is searched in the synthesized image I_v to find the corresponding warped block q . The matching is performed in RGB color space (i.e., $p(u, v) = [R(u, v) G(u, v) B(u, v)]^T$) using normalized cross-correlation:

$$\gamma(x, y) = \frac{\sum_{u,v} (p(u, v) \cdot I_v(x + u, y + v))}{\sqrt{\sum_{u,v} p(u, v)^2 \cdot \sum_{u,v} I_v(x + u, y + v)^2}} \quad (1)$$

The patch with the maximum γ is selected as the best match, and is denoted as q . The computational efficiency of the matching process can be improved by limiting the target search area. In 1D parallel camera arrangement, in DIBR the pixels shift only in horizontal direction, therefore the matching cost can be reduced by limiting the search in the same direction i.e., in the same row. Moreover, under the assumption that maximum disparity between the two images is \mathcal{D} , the target search area for block $p(u, v)$ is reduced to:

$$I_v(x, Y); y + v - \mathcal{D} \leq Y \leq y + v + \mathcal{D} \quad (2)$$

Fig. 2 shows a sample input image (left) and its synthesized image (right) obtained by using DIBR technique proposed in [4]. The figure also shows a block p and its corresponding matching block q in red color. The green color rectangle shows the target search area for block p in the synthesized image as defined using Eq. 2.

3.2. Perceptual feature extraction

In the second step, the proposed quality assessment algorithm extracts perceptual features from the matching block pairs (of input image and synthesized image), and compares them to estimate the distortion induced in the virtual image due to 3D warping. Edges, lines and corners are considered to be important perceptual features in images. The noisy and imperfect depth map distorts these perceptual features resulting in poor quality synthesized image. We use the Phase Congruency model [14, 27] to estimate the perceptual image features. Phase congruency model is a frequency based measure,




Fig. 3. (a) A sample block (128×128) in the input image, (b) the corresponding matching block of (a) in the synthesized image. (c-d) the PC maps of (a-b) respectively.

according to which the locations where the Fourier components are maximally in phase represent the important perceptual features in the image. Phase congruency (PC) of a signal $I(x)$ at point x is computed as [14]:

$$PC(x) = \frac{\max_{\bar{\phi}(x) \in [0, 2\pi]} \sum_n A_n \cos(\phi_n(x) - \bar{\phi}(x))}{\sum_n A_n} \quad (3)$$

where A_n and $\phi_n(x)$ represent the amplitude and the local phase of the n -th Fourier component at position x respectively. An efficient implementation of the above definition of PC is not viable. In [28] it is shown that phase congruency is equivalent to the ratio of energy and the sum of the Fourier amplitudes. That is:

$$PC(x) = \frac{E(x)}{\sum_n A_n + \epsilon} \quad (4)$$

where $E(x) = \sqrt{F^2(x) + H^2(x)}$ where $F(x)$ is the signal with its DC component removed, $H(x)$ is the Hilbert transform of $F(x)$ and ϵ is a small constant to keep the equation stable. Kovessi [27] proposed an efficient logarithmic Gabor wavelets based implementation of PC. Let $e_n(x)$ and $o_n(x)$ be the responses of the even-symmetric and odd-symmetric filters on scale n . Kovessi showed that:

$$F(x) \simeq \sum_n e_n(x), H(x) \simeq \sum_n o_n(x),$$

and

$$\sum_n A_n \simeq \sum_n \sqrt{e_n(x)^2 + o_n(x)^2}.$$

We use this logarithmic Gabor wavelets based PC to compute the perceptual features of the corresponding blocks p and q . Moreover, from experiments we note that luminance based PC performs marginally better than RGB while assessing the synthesized image quality. Therefore, before computing the perceptual features, the RGB images are converted to YIQ color model. We use only the luminance component of the blocks to compute the perceptual features. Let PC_p and PC_q be the phase congruency transforms of luminance component of the blocks p and q respectively. Fig. 3 shows sample corresponding blocks p and q and their PC transforms. The mean of the phase congruency image is taken as perceptual feature.

3.3. Computing the quality of the synthesized image

The absolute difference Q between the means of the phase congruency maps of the two corresponding blocks is computed to estimate the synthesis distortion due to DIBR:

$$Q = |\mu(PC_p) - \mu(PC_q)| \quad (5)$$

where $\mu(\cdot)$ is the mean of the phase congruency map. The overall quality of the synthesized image is computed by averaging the quality scores of the matching block pairs. Let κ be the number of the total matching block pairs. The overall quality of the synthesized image is computed as:

$$DSQM = \frac{1}{\kappa} \sum_{i=1}^{\kappa} Q_i \quad (6)$$

where Q_i is the quality of the i -th matching pair. DSQM is a distortion measure, i.e. smaller values represent better image quality.

4. EXPERIMENTAL EVALUATION AND RESULTS

4.1. Dataset used for experimental evaluation

The performance of the proposed quality metric is evaluated on DIBR-based synthesized images. We used the IRCCyN/IVC DIBR Images database¹ [12] which is built from three standard MVD sequences: Book Arrival (16 cameras with 6.5 cm spacing), Lovebird1 (12 cameras with 3.5 cm spacing) and Newspaper (9 cameras with 5 cm spacing). Further details are presented in Tab. 1. From each sequence four different viewpoint images were obtained using the following seven well-known DIBR algorithms:

- A1: based on [4] where the depth map is preprocessed by using a low-pass filter to remove depth discontinuities. The borders of the synthesized image are cropped and image is resized to the original size.
- A2: based on [4] where holes are estimated using inpainting algorithm proposed in [29].
- A3: Tanimoto et al. [7], it is the View Synthesis Reference Software (VSRS).
- A4: Müller et al. [5] exploits the depth information to fill the holes.
- A5: Ndjiki-Nya et al. [8], it uses patch-based texture synthesis to estimate the holes.
- A6: Koppel et al. [30] uses the video temporal information and constructs a background sprite which is used to fill the holes.

¹http://ivc.univ-nantes.fr/en/databases/DIBR_Images/

Table 1. IRCCyN/IVC DIBR Images database details.

Sequence	Size	Frame Number & Viewpoint
Book_Arrival	1024×768	Left: frame 54 of the view 8 Right: frame 60 of the view 10 Target center point of view: view 9
Lovebird1	1024×768	Left: frame 104 of the view 4 Right: frame 112 of the view 8 Target center point of view: view 7
Newspaper	1024×768	Left: frame 136 of the view 4 Right: frame 104 of the view 6 Target center point of view: view 5

- A7: refers to the synthesized sequences with unfilled holes.

Hence, for each sequence 28 synthesized video sequences were obtained and 84 sequences in total were generated. From each synthesized view sequence, only one frame was selected for subjective evaluation, hence the database consists of 84 still images which were rated for quality by 48 subjects using absolute category rating (ACR) as test methodology to obtain the mean opinion score (MOS). The references of the synthesized images were also rated and were used to obtain the differential mean opinion score (DMOS).

4.2. Performance evaluation results

The performance of the proposed DSQM metric is evaluated by comparing the objective scores with the subjective ratings. The performance is evaluated using the Pearson linear correlation coefficient (PLCC) for prediction accuracy test, the Spearman rank order correlation coefficient (SROCC) for prediction monotonicity test, and root mean square error (RMSE) is used to compute the prediction error. Before computing the performance parameters, as recommended by Video Quality Expert Group (VQEG) [31] the objective scores are mapped to the subjective ratings (DMOS) with monotonic nonlinear regression. The logistic function outlined in [32] is used for regression mapping:

$$DMOS_p = \beta_1 \left(\frac{1}{2} - \frac{1}{1 + \exp \beta_2(S - \beta_3)} \right) + \beta_4 S + \beta_5$$

where S is the objective score, $DMOS_p$ is the mapped score and β_1, \dots, β_5 are the regression model parameters. In all experiments, the maximum disparity parameter (\mathcal{D}) is 32. The block size ($m \times n$) is empirically computed and set to 128×128 .

To evaluate the effectiveness of the proposed algorithm, we compare its performance with various 2D and 3D IQA algorithms. In 2D-IQA algorithms, we chose the well-known

Table 2. Overall performance of DSQM and other 3D-IQA algorithms on IRCCyN/IVC DIBR Images database.

Metric	3DSwIM	Tsai	PQM	Gorley	SIQE	Dragana	MW-PSNR	DSQM
PLCC	0.6420	0.4830	0.4709	0.3183	0.6058	0.7191	0.7378	0.7895
SROCC	0.5613	0.4740	0.4869	0.3000	0.4347	0.6846	0.7070	0.7151
RMSE	0.5105	0.5975	0.5877	0.6312	0.5298	0.4627	0.4494	0.4086

Table 3. Overall performance of DSQM and other 2D-IQA algorithms on IRCCyN/IVC DIBR Images database.

Metric	SSIM	MS-SSIM	PSNR	VSNR	DSQM
PLCC	0.5639	0.5489	0.4283	0.5145	0.7895
SROCC	0.4687	0.5324	0.4628	0.5051	0.7151
RMSE	0.5499	0.5566	0.6017	0.5709	0.4086

SSIM [33], MSSIM [34], PSNR, and VSNR [35] for performance comparison. Before computing the performance parameters, the objective scores predicted by these metrics are mapped to subjective ratings using the same logistic function (Eq. 7). The results are presented in Tab. 3 and clearly show that the proposed DSQM outperforms all 2D-IQA algorithms by a significant extent.

Now, we compare the performance of the proposed algorithm with the well-known 3D image quality assessment algorithms, namely Tsai [18], PQM [16], 3DSwIM [20], Gorley [21], SIQE [22], Dragana [26], and MW-PSNR [25]. The obtained correlation values are reported in Tab. 2, which show that the proposed algorithm achieves the best correlation with the subjective ratings and outperforms the competing 3D-IQA algorithms. In particular, it can be noted that DSQM achieves the correlation scores: 0.7895 in terms of PLCC and 0.7151 in terms of SROCC with the minimum RMSE (0.4086). The results presented in Tab. 3 and 2 demonstrate that the performance of proposed algorithm is appreciably better than other 3D and 2D quality assessment algorithms in evaluating the quality of DIBR synthesized images. Further details on performance evaluation of DSQM and comparison with other 3D-IQA algorithms, and the software to reproduce the results are available at <http://www.di.unito.it/~farid/3DQA/DSQM.html>.

5. CONCLUSIONS

In this paper, we proposed a quality assessment algorithm to estimate the quality of the DIBR synthesized images. The algorithm uses the left and right views to assess the synthesis distortion in the virtual image. It is a block-based algorithm that extracts the phase congruency based perceptual features from the input views (left and right view images) and the virtual image, and compares them to estimate the quality of the

DIBR synthesized image. The experimental results demonstrate that the proposed algorithm performs better than other 2D and 3D-IQA algorithms.

6. REFERENCES

- [1] M. Tanimoto, “FTV: Free-viewpoint Television,” *Signal Process.-Image Commun.*, vol. 27, no. 6, pp. 555 – 570, 2012.
- [2] A. Smolic et al., “Multi-view video plus depth (MVD) format for advanced 3D video systems,” doc. ISO/IEC JTC1/SC29/WG11 and ITU-T SG16 Q6, 2007.
- [3] “Call for proposals on 3D video coding technology,” Mar 2011, documnet ISO/IEC JTC1/SC29/WG11.
- [4] C. Fehn, “Depth-image-based rendering (DIBR), compression, and transmission for a new approach on 3D-TV,” in *Proc. SPIE Stereoscopic Displays and Virtual Reality Systems XI*, 2004, vol. 5291, pp. 93–104.
- [5] K. Müller, A. Smolic, K. Dix, P. Merkle, P. Kauff, and T. Wiegand, “View synthesis for advanced 3d video systems,” *EURASIP Journal on Image and Video Processing*, vol. 2008, no. 1, pp. 438148, 2009.
- [6] M.S. Farid, M. Lucenteforte, and M. Grangetto, “Depth image based rendering with inverse mapping,” in *Proc. IEEE 15th Int. Workshop Multimedia Signal Process. (MMSP)*, Sept 2013, pp. 135–140.
- [7] Y. Mori, N. Fukushima, T. Yendo, T. Fujii, and M. Tanimoto, “View generation with 3d warping using depth information for FTV,” *Signal Process.-Image Commun.*, vol. 24, no. 12, pp. 65 – 72, 2009.
- [8] P. Ndjiki-Nya, M. Koppel, D. Doshkov, H. Lakshman, P. Merkle, K. Muller, and T. Wiegand, “Depth image-based rendering with advanced texture synthesis for 3-d video,” *IEEE Transactions on Multimedia*, vol. 13, no. 3, pp. 453–465, June 2011.
- [9] P. Merkle et al., “The effects of multiview depth video compression on multiview rendering,” *Signal Process.-Image Commun.*, vol. 24, no. 12, pp. 73 – 88, 2009.

- [10] L. Fang and other, "An analytical model for synthesis distortion estimation in 3D video," *IEEE Trans. Image Process.*, vol. 23, no. 1, pp. 185–199, Jan 2014.
- [11] M.S. Farid, M. Lucenteforte, and M. Grangetto, "Edge enhancement of depth based rendered images," in *IEEE Int. Conf. Image Process. (ICIP)*, Oct 2014, pp. 5452–5456.
- [12] E. Bosc et al., "Towards a new quality metric for 3D synthesized view assessment," *IEEE J. Sel. Topics Signal Process.*, vol. 5, no. 7, pp. 1332–1343, Nov 2011.
- [13] J. You et al., "Perceptual quality assessment for stereoscopic images based on 2D image quality metrics and disparity analysis," in *Proc. IEEE VPQM*, 2010.
- [14] M.C. Morrone and R.A. Owens, "Feature detection from local energy," *Pattern Recognit. Lett.*, vol. 6, no. 5, pp. 303 – 313, 1987.
- [15] E. Bosc, P. Le Callet, L. Morin, and M. Pressigout, "An edge-based structural distortion indicator for the quality assessment of 3D synthesized views," in *Proc. Picture Coding Symp. (PCS)*, May 2012, pp. 249–252.
- [16] P. Joveluro et al., "Perceptual video quality metric for 3d video quality assessment," in *Proc. 3DTV Conf., True Vis.,-Capture Transmiss. Display 3D Video (3DTV-CON)*, June 2010, pp. 1–4.
- [17] H. Shao, X. Cao, and G. Er, "Objective quality assessment of depth image based rendering in 3DTV system," in *Proc. 3DTV Conf., True Vis.,-Capture Transmiss. Display 3D Video (3DTV-CON)*, May 2009, pp. 1–4.
- [18] C-T. Tsai and H-M. Hang, "Quality assessment of 3D synthesized views with depth map distortion," in *Proc. Int. Conf. Vis. Commun. Image Process. (VCIP)*, Nov 2013, pp. 1–6.
- [19] M. Solh, G. AlRegib, and J.M. Bauza, "3VQM: A vision-based quality measure for DIBR-based 3D videos," in *Proc. IEEE Int. Conf. Multimed. and Expo (ICME)*, July 2011, pp. 1–6.
- [20] F. Battisti, E., M. Carli, P. Le Callet, and S. Perugia, "Objective image quality assessment of 3d synthesized views," *Signal Process.-Image Commun.*, vol. 30, pp. 78 – 88, 2015.
- [21] P. Gorley and N. Holliman, "Stereoscopic image quality metrics and compression," in *Proc. SPIE. International Society for Optics and Photonics*, 2008, vol. 6803, pp. 680305–680305–12.
- [22] M.S. Farid, M. Lucenteforte, and M. Grangetto, "Objective quality metric for 3D virtual views," in *Proc. Int. Conf. Image Process. (ICIP)*, Sept 2015, pp. 3720–3724.
- [23] P.-H.i Conze, P. Robert, and L. Morin, "Objective view synthesis quality assessment," in *Proc. SPIE*, 2012, vol. 8288, pp. 82881M–82881M–14.
- [24] M. S. Farid, M. Lucenteforte, and M. Grangetto, "Blind depth quality assessment using histogram shape analysis," in *3DTV-Conference: The True Vision - Capture, Transmission and Display of 3D Video (3DTV-CON)*, 2015, July 2015, pp. 1–5.
- [25] D. Sandic-Stankovic, D. Kukulj, and P. Le Callet, "DIBR synthesized image quality assessment based on morphological wavelets," in *Proc. Int. Workshop Qual. Multimed. Exp. (QoMEX)*, May 2015.
- [26] D. Sandic-Stankovic, D. Kukulj, and P. Le Callet, "DIBR synthesized image quality assessment based on morphological pyramids," in *IEEE 3DTV-CON*, July 2015, pp. 1–4.
- [27] Peter Kovesi, "Image features from phase congruency," *Videre: Journal of computer vision research*, vol. 1, no. 3, pp. 1–26, 1999.
- [28] S. Venkatesh and R. Owens, "An energy feature detection scheme," in *Proc. Int. Conf. Image Process. (ICIP)*. IEEE, 1989.
- [29] A. Telea, "An image inpainting technique based on the fast marching method," *Journal of graphics tools*, vol. 9, no. 1, pp. 23–34, 2004.
- [30] M. Kppel et al., "Temporally consistent handling of disocclusions with texture synthesis for depth-image-based rendering," in *Proc. Int. Conf. Image Process. (ICIP)*, Sept 2010, pp. 1809–1812.
- [31] Video Quality Expert Group, "Final report from the video quality experts group on the validation of objective models of video quality assessment," 2003.
- [32] H.R. Sheikh, M.F. Sabir, and A.C. Bovik, "A statistical evaluation of recent full reference image quality assessment algorithms," *IEEE Trans. Image Process.*, vol. 15, no. 11, pp. 3440–3451, Nov 2006.
- [33] Zhou Wang, A. C. Bovik, H. R. Sheikh, and E. P. Simoncelli, "Image quality assessment: from error visibility to structural similarity," *IEEE Trans. Image Process.*, vol. 13, no. 4, pp. 600–612, April 2004.
- [34] Z. Wang, E.P. Simoncelli, and A.C. Bovik, "Multiscale structural similarity for image quality assessment," in *Proc. IEEE Asilomar Conf. on Signals, Systems, and Computers*, 2003, vol. 2, pp. 1398–1402.
- [35] D.M. Chandler and S.S. Hemami, "VSNR: A Wavelet-Based Visual Signal-to-Noise Ratio for Natural Images," *IEEE Trans. Image Process.*, vol. 16, no. 9, pp. 2284–2298, Sept 2007.